
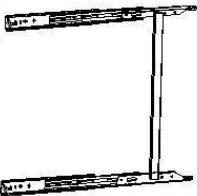




# Installation instructions for Pull Out Mirror (AM-001)

<p>A</p>  <p>Mirror Frame 1 set</p>	<p>B</p>  <p>Slide Assembly 1 set</p>	<p>C</p>  <p>*2PCS</p>	<p>D</p>  <p>*6PCS</p>
--	--	---	---

Step 1 - Remove 2 screws (C) and detach mirror frame from slide assembly.

Step 2 - Mount slide assembly to closet system with 4 screws (D).  
(Slide assembly and mirror can be mounted on left or right side)

Step 3 - Attach mirror frame to slide Assembly with 2 screws (C).

